
Second Grade NO PREP

HOME LEARNING PACKET

3 Weeks of Learning



Created by The Moffatt Girls

Dear Second-Grade Families,

Welcome to the Second-Grade Home Learning Packet!

This packet includes 3 weeks of work from home assignments. Each daily assignment consists of 5 pages of math, literacy, and more!

This packet is designed to serve as a review and extra practice. However, please monitor your child as they complete the assignments and feel free to help your child review any pages they find challenging.

In addition, please also continue to read with your child and have your child read independently each day.


Other ideas to extend learning throughout the day:

- Ask your child questions about the books they are reading. Have them compare the characters, setting, etc. to other books they have read.
- Encourage your child to identify a problem they see around them and work to address it whether that means creating a solution, writing a letter, or asking others to help.
- Encourage your child to read their favorite books aloud to you, a sibling, or a stuffed toy.
- Ask everyday math problems like, "If we buy 3 boxes of juice boxes how many juice boxes will we have?"
- Encourage your child to make predictions and then evaluate what happened. Ask, "What do you think will happen if we _____?" then ask, "What actually happened? Was it the same or different than your prediction?"

3 WEEKS OF INSTRUCTION

<p>Week 1 Day 1</p> <ul style="list-style-type: none"> <input type="checkbox"/> Even or Odd? <input type="checkbox"/> Place Value <input type="checkbox"/> Adjectives <input type="checkbox"/> ea Vowel Work <input type="checkbox"/> Reading Comprehension 	<p>Week 2 Day 1</p> <ul style="list-style-type: none"> <input type="checkbox"/> Place Value <input type="checkbox"/> Addition <input type="checkbox"/> Sight Word Practice <input type="checkbox"/> Journal Prompts <input type="checkbox"/> Reading Comprehension 	<p>Week 3 Day 1</p> <ul style="list-style-type: none"> <input type="checkbox"/> Fractions <input type="checkbox"/> Picture Graphs <input type="checkbox"/> Sight Word Practice <input type="checkbox"/> Journal Prompts <input type="checkbox"/> Reading Comprehension
<p>Week 1 Day 2</p> <ul style="list-style-type: none"> <input type="checkbox"/> Addition to 100 <input type="checkbox"/> Identifying Quadrilaterals <input type="checkbox"/> Adverbs <input type="checkbox"/> Sight Word Practice <input type="checkbox"/> Reading Comprehension 	<p>Week 2 Day 2</p> <ul style="list-style-type: none"> <input type="checkbox"/> Fractions <input type="checkbox"/> Graphing <input type="checkbox"/> ABC Order <input type="checkbox"/> Homophones <input type="checkbox"/> Reading Comprehension 	<p>Week 3 Day 2</p> <ul style="list-style-type: none"> <input type="checkbox"/> Telling Time <input type="checkbox"/> Money <input type="checkbox"/> Pronouns <input type="checkbox"/> Subject and Predicate <input type="checkbox"/> Reading Comprehension
<p>Week 1 Day 3</p> <ul style="list-style-type: none"> <input type="checkbox"/> Bar Graphing <input type="checkbox"/> Telling Time <input type="checkbox"/> Synonyms <input type="checkbox"/> Journal Prompts <input type="checkbox"/> Reading Comprehension 	<p>Week 2 Day 3</p> <ul style="list-style-type: none"> <input type="checkbox"/> Telling Time <input type="checkbox"/> Money <input type="checkbox"/> Capitalization <input type="checkbox"/> Sequence and Write <input type="checkbox"/> Reading Comprehension 	<p>Week 3 Day 3</p> <ul style="list-style-type: none"> <input type="checkbox"/> Measurement <input type="checkbox"/> Arrays <input type="checkbox"/> Context Clues <input type="checkbox"/> Sequence and Write <input type="checkbox"/> Reading Comprehension
<p>Week 1 Day 4</p> <ul style="list-style-type: none"> <input type="checkbox"/> Money <input type="checkbox"/> Measuring <input type="checkbox"/> Word Families <input type="checkbox"/> Complete Sentences <input type="checkbox"/> Reading Comprehension 	<p>Week 2 Day 4</p> <ul style="list-style-type: none"> <input type="checkbox"/> Measurement <input type="checkbox"/> Multiplication <input type="checkbox"/> Sight Word Practice <input type="checkbox"/> Contractions <input type="checkbox"/> Reading Comprehension 	<p>Week 3 Day 4</p> <ul style="list-style-type: none"> <input type="checkbox"/> Even and Odd <input type="checkbox"/> Input/Output <input type="checkbox"/> Compound Words <input type="checkbox"/> Journal Prompts <input type="checkbox"/> Reading Comprehension
<p>Week 1 Day 5</p> <ul style="list-style-type: none"> <input type="checkbox"/> Multiplication <input type="checkbox"/> Even or Odd Numbers <input type="checkbox"/> Contractions <input type="checkbox"/> Journal Prompts <input type="checkbox"/> Reading Comprehension 	<p>Week 2 Day 5</p> <ul style="list-style-type: none"> <input type="checkbox"/> Expanded Form <input type="checkbox"/> Mental Math <input type="checkbox"/> Conjunctions <input type="checkbox"/> Sequence and write <input type="checkbox"/> Reading Comprehension 	<p>Week 3 Day 5</p> <ul style="list-style-type: none"> <input type="checkbox"/> Fractions <input type="checkbox"/> Line Plots <input type="checkbox"/> Sight Word Practice <input type="checkbox"/> Journal Prompts <input type="checkbox"/> Reading Comprehension

My Home Learning Packet



Name:

Name: _____

Even or Odd Numbers (Set I)

Directions: Draw circles around pairs of stars to show the number.
Even numbers can be divided into two equal groups. Decide if the
number is even or odd.

1. Show the number 6.



even or odd

2. Show the number 14.



even or odd

3. Show the number 7.



even or odd

4. Show the number 19.



even or odd

5. Show the number 10.



even or odd

6. Show the number 16.



even or odd

7. Show the number 13.



even or odd

8. Show the number 5.



even or odd

9. Show the number 3.



even or odd

10. Show the number 18.



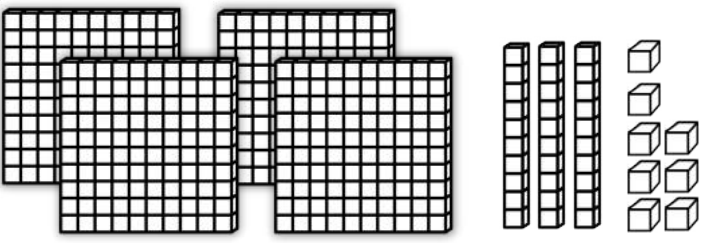
even or odd

Name: _____

Place Value: Standard Form and Word Form Set I

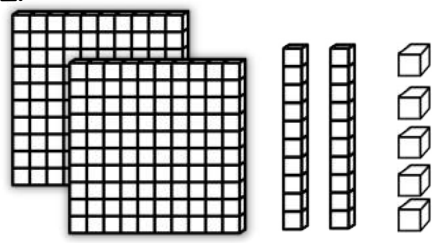
Directions: Count the base ten blocks.
Write each number in standard form and word form.

1.



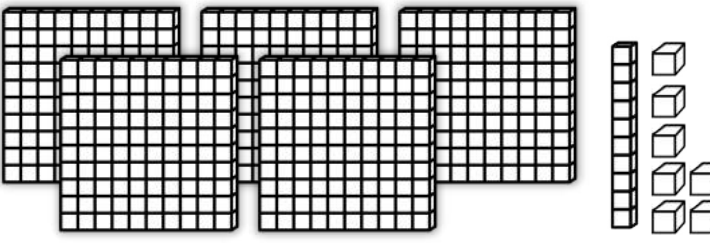
Standard Form: _____
Word Form: _____

2.



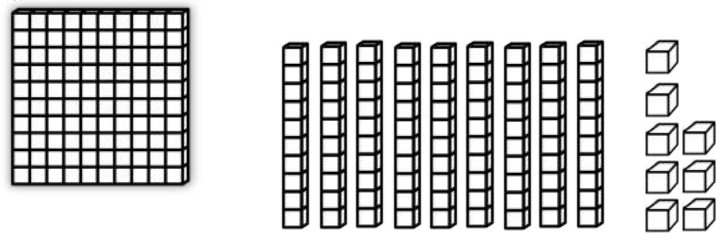
Standard Form: _____
Word Form: _____

3.



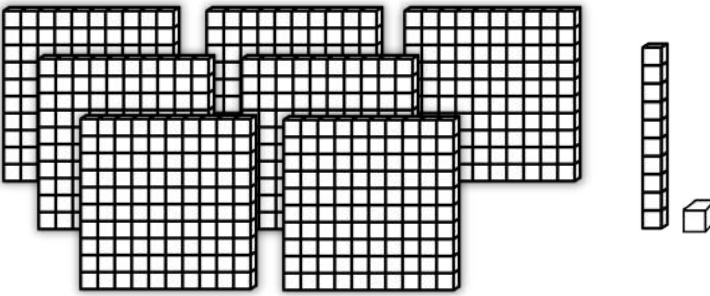
Standard Form: _____
Word Form: _____

4.



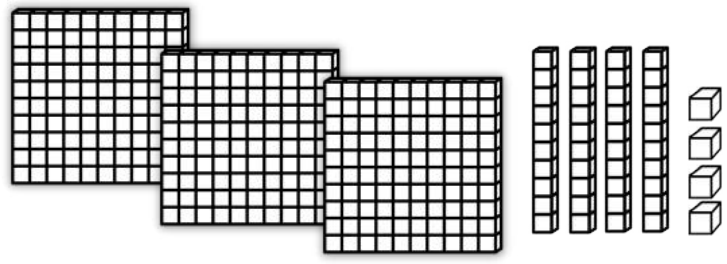
Standard Form: _____
Word Form: _____

5.



Standard Form: _____
Word Form: _____

6.



Standard Form: _____
Word Form: _____

Name: _____

Date: _____



Adjectives

Directions: Read the sentences below.
Write an adjective on the line.


1. Greg's Grocery store has the _____ prices.
2. The fruit is always _____.
3. The meat department has the most _____ steaks.
4. The vegetables are never _____.
5. Greg is very _____ to all of his customers.
6. He makes _____ loaves of bread.
7. The _____ cookies are my favorite.
8. Greg's employees are very _____.
9. The strawberries are _____ and _____.
10. Greg keeps his grocery store very _____.



Name _____

ea vowel teams

Word Work



Color the
ea
words

lead	GLEAN	pet	smear
end	bend	steal	TEST
stream	dear	heat	tea

Spin, Read and Write



1. _____	5. _____
2. _____	6. _____
3. _____	7. _____
4. _____	8. _____

WORD BANK:

dear
lead
smear
tea
heat

--	--	--	--

--	--	--


--	--	--

--	--	--	--	--

--	--	--	--

Name: _____

Date: _____



Reading Comprehension Check #2

Directions: Read the passage. Answer the questions.

Meet the Man

Behind the Holiday

St. Patrick isn't just a holiday. It's a person. He lived about 1600 years ago.

Patrick was born in Britain. At 16, he was taken prisoner by the Irish. He worked as a shepherd. He became a Christian. After 6 years, Patrick escaped.

In a dream, an angel told Patrick to return to Ireland. Patrick studied and became a priest. Then he went to Ireland. There, he taught people his religion. Some say he used the shamrock to help make his message clear.

Other legends are harder to believe. He probably didn't drive all the snakes out of Ireland. He probably didn't bring dead people back to life.

Patrick was made a saint. People celebrate his life on March 17th.

1. Which paragraph is mainly about Patrick's early life?

- a. Paragraph 1
- b. Paragraph 2
- c. Paragraph 3
- d. Paragraph 4

2. Patrick went to Ireland twice. What were the reasons for both trips? 

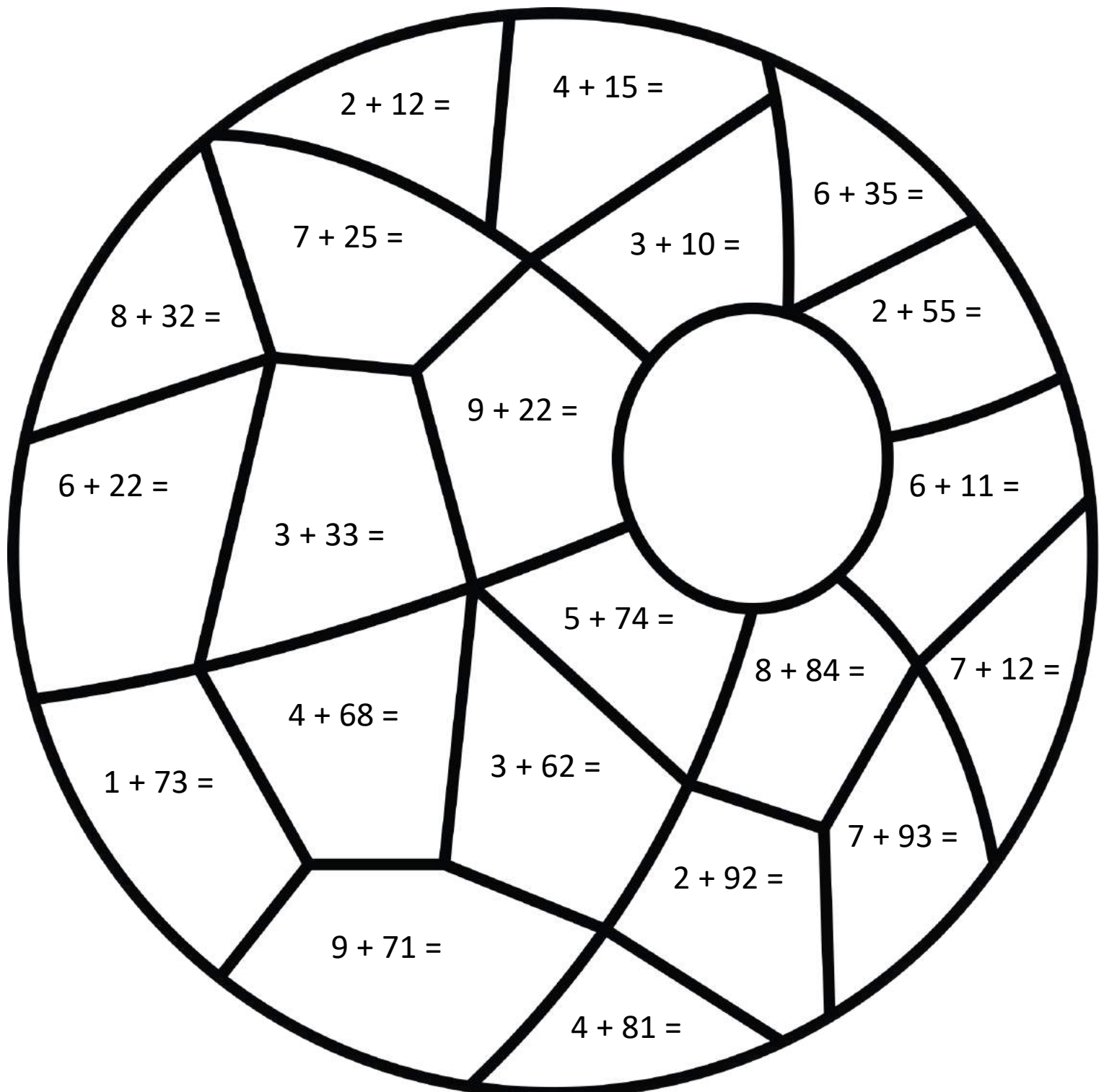
3. How do people today honor St. Patrick? 

4. According to the text, what do you think the word **saint** means? How can you tell?

Name _____

Addition to 100: Color by the Code Set I



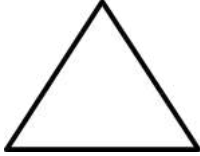

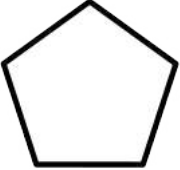
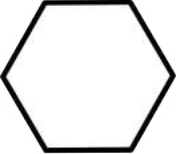
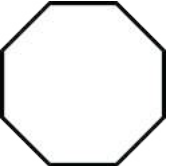


Color Code:	21 to 40= orange	61 to 80= green
1 to 20= red	41 to 60= purple	81 to 100= blue



Name: _____

Identifying Quadrilaterals

Directions: Count the sides of each shape and answer the questions.

SHAPE BANK	 square	 rectangle	 triangle	 circle
 pentagon	 hexagon	 octagon	 trapezoid	 rhombus

A **quadrilateral** is a shape with four sides.

Which shapes are quadrilaterals?

1. _____
2. _____
3. _____
4. _____

Which shape has no sides? _____

Which shape has three angles? _____

Which shape has five angles? _____

Which shape is used for a stop sign? _____

Which shape has eight angles? _____

How is a rectangle different than a square?

Name: _____

Date: _____

Adverbs: When, Where or How?

Directions: Read the sentences. Circle the adverbs that tell **when**.
Underline the adverbs that tell **where**. Draw a rectangle around the
adverbs that tell **how**.

1. Scott's team came in last.

2. The girls played inside.

3. The rain fell gently.

4. He bounced the basketball lightly.

5. The turtle walked slowly up the hill.

6. They played together.

7. We went to the movies yesterday.

8. My mom always reads to me.

9. We went downstairs to eat breakfast.

10. We were late for the movie.

11. Summer vacation starts today!

12. My dog ran ahead of me.


13. We spoke softly in the library.

14. He pets the dog nicely.

15. We ate our lunch outside.

Name: _____

Super Sight Word:



Find and circle it

very berry vine
very vain very
vest very vent

Trace it

very
very
very

Part of speech:

conjunction	adjective
pronoun	adverb

How many syllables?

- one
- two
- three

Highlight it

very	vase	very	vest
vent	very	very	very
very	berry	vain	very

Put it in a sentence and write two new sentences.

1. Those oranges are _____ sweet.

2. He is _____ kind to animals.

3. _____

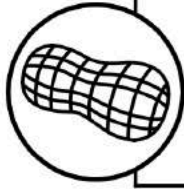
4. _____

Practice writing your sight word in the different ways listed below:

All CAPITAL letters:	All fancy letters:	Letters with dots:
All bubble letters:	All vowels blue and consonants brown:	Rainbow write:

Name: _____

Date: _____



Reading Comprehension Check #3

Directions: Read the passage. Answer the questions.

A Not-So-Nutty Idea

March is national peanut month! Peanuts became popular about 100 years ago, thanks to George Washington Carver.

Back then, farmers in the South grew lots of cotton. But cotton plants wear out the soil. Carver taught them that peanut plants help the soil. The farmers began growing peanuts along with their cotton.

Now what to do with all those peanuts? Of course, people ate them and made them into peanut butter. But Carver gave them more than 300 other ideas of how to use peanuts! He came up with peanut soap, milk, paper, and more.

Soon, peanuts were one of the top crops in America. We have George Washington Carver to thank for that.


1. Why did farmers begin to grow peanuts?

- a. The plant had just been invented.
- b. People loved eating peanuts.
- c. Cotton had become too expensive.
- d. Peanuts help the worn-out soil.

2. Why did the author most likely write this text?
How can you tell?

3. How did George Washington Carver change the way people used peanuts?



4. What is Paragraph 2 mainly about? 


Name: _____

Bar Graph: Birds



Directions: Use the chart to make a bar graph. Answer the questions.

Bird Type	Number Seen
Blue Jay	8
Cardinal	4
Humming Bird	7
Finch	9




1. Which type of bird was seen the most? _____
2. How many blue jays and finches were seen in all? _____
3. How many more humming birds were seen than cardinals?

4. How many birds were seen in all? _____


Name: _____

Telling Time Set I


Directions: Write the correct time.




___ : ___




___ : ___




___ : ___




___ : ___




___ : ___




___ : ___




___ : ___




___ : ___




___ : ___



___ : ___




___ : ___




___ : ___

Name: _____

Date: _____



Replacing Synonyms



Directions: Read each sentence.
Change the underlined word to a synonym.
Use the word bank.
Write the word on the lines.

soon

give

brag

stain

rush

jump

blank

stone

tired

batch

1. Be sure to hurry back.

2. Watch out for that rock.

3. We are going to leave shortly.

4. I want to donate these books.

5. There is a spot on my shirt.

6. I made a bunch of cookies.

7. I left the answer empty.

8. It is not nice to boast.

9. The frog can leap high.

10. I felt exhausted after my game.

Name: _____






Date: _____

Writing Check List:

- I stayed on topic.
- I used complete sentences.
- I used proper punctuation.
- My spelling is correct.
- I used descriptive language.
- I reread my writing to check for mistakes.

Handwriting practice lines consisting of multiple sets of three horizontal lines (top, middle dashed, bottom) for writing practice.

© Annie Moffatt @ The Moffatt Girls 2015

<p>flowers</p> 	<p>butterflies</p> 	<p>frogs</p> 	<p>birds</p> 	<p>bees</p> 
--	--	--	---	---

Name: _____

Date: _____



Reading Comprehension Check #5

Directions: Read the passage. Answer the questions.

The Star-Spangled Banner

The year was 1812. America was at war with Great Britain.

American lawyer Francis Scott Key was at work in Baltimore. He went aboard a British ship. He tried to talk the British into releasing a prisoner. Then the British began to attack Fort McHenry. Key was forced to stay on the British ship through the attack.

From the ship, Key watched the battle. Bombs lit up the night. He feared the fort had fallen to the British. When morning came, he saw it -- the American flag waving high over Fort McHenry.

Key was inspired by the American victory. He jotted down a poem on the back of a letter. He added more verses later. He set his poem to an existing tune.

Today, we know it as "The Star-Spangled Banner." It is our national anthem. March 3rd is National Anthem Day.

1. Which of these events happened first?
 - a. Americans celebrate National Anthem Day.
 - b. Key wrote The Star-Spangled Banner.
 - c. Key saw the American flag waving.
 - d. The British attacked Fort McHenry.

2. How did Francis Scott Key try to help Americans during the war? 

3. What is Paragraph 2 mainly about?

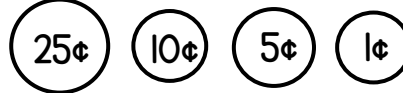
4. What inspired Key to write The Star-Spangled Banner? 

Name: _____



Let's go Shopping! Set I

Directions: Draw the least amount of coins needed for each item.

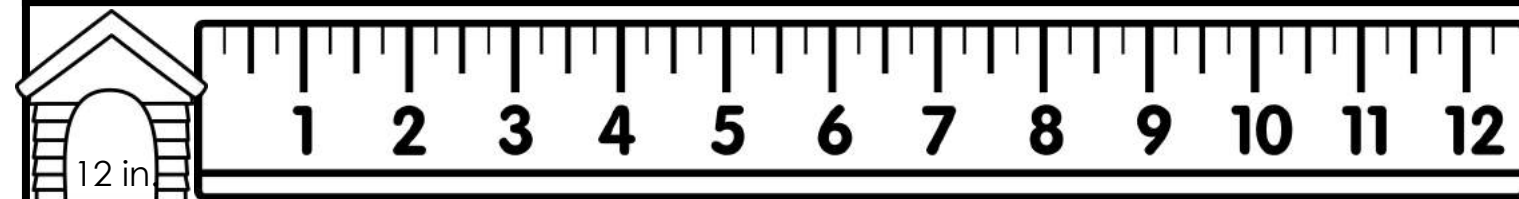
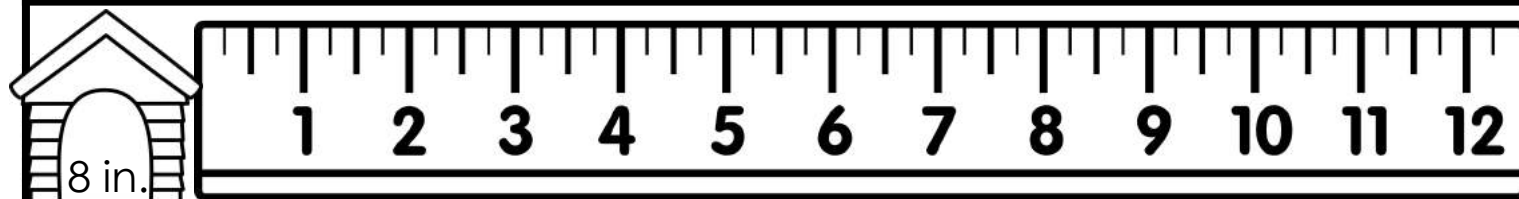
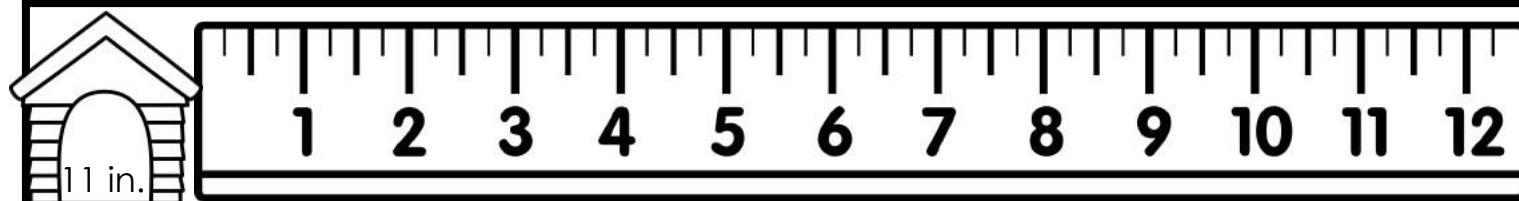
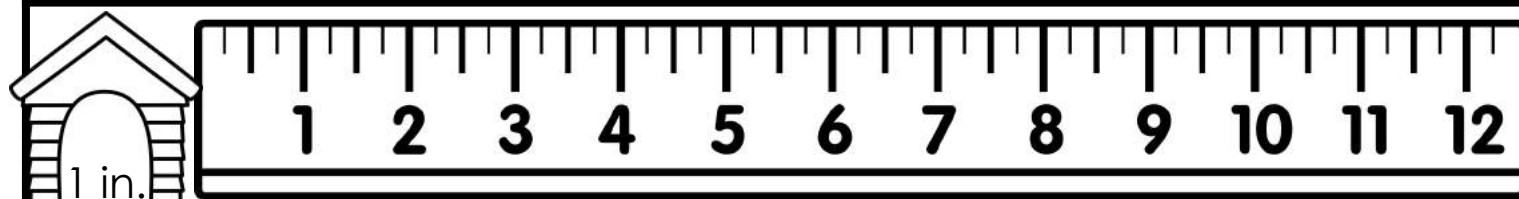
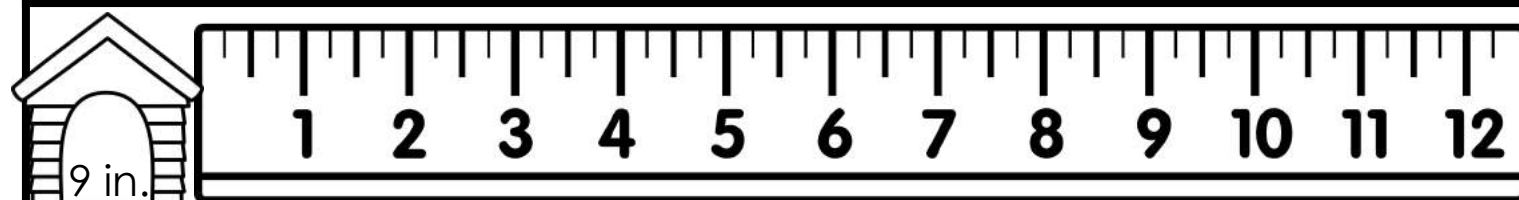
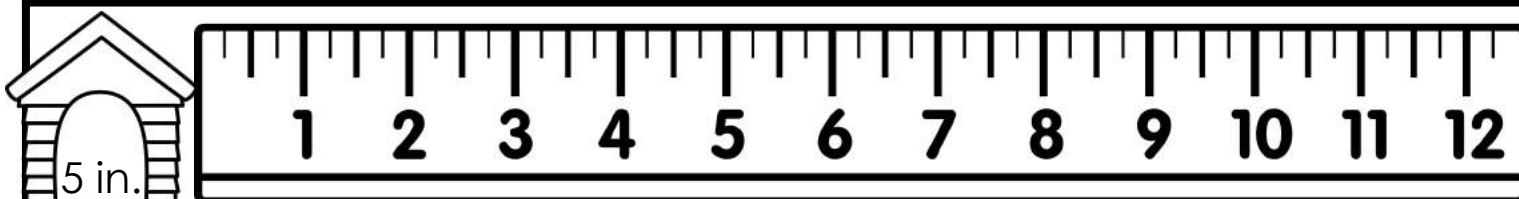
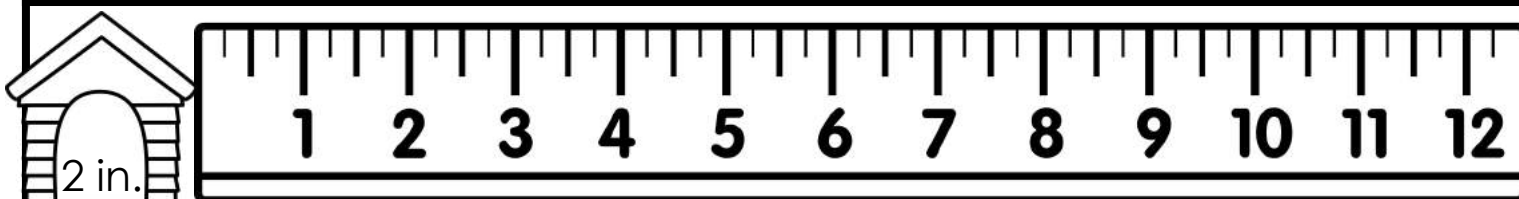
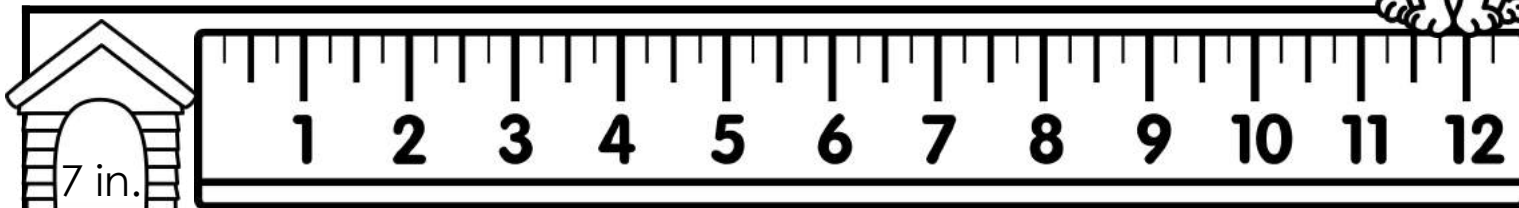


Name: _____



Measuring in Inches

Directions: Color the ruler to the correct inch.



Name: _____

Set
1

Complete or Fragmented Sentences

Directions: Read each set of words.


Color a happy face if the words make a complete sentence.

Color a sad face if the words make a fragmented sentence.

1. John and Kate's pet dog.



2. Betty made cookies.



3. Ben collected the eggs in a basket.



4. The new boy at school.



5. Likes to play on the swings.




6. Two puppies are for sale.



7. A rainbow in the sky.




8. The bird is in the nest.



9. I need to call my mom.



10. Tomorrow is my birthday.



11. Walks across the street.



12. My dog has a blue leash.



13. Six yellow lemons.



14. A bowl of warm rice.



15. Robert ate a hotdog for lunch.



Name: _____

Date: _____

Sequence and Write a Story Set 2

Directions: Cut and paste the pictures in order. Write about your story. Use transitional words from the word bank.


1	2
3	4

Sequencing Words

First
Next
Then
Also
After
Last
Finally

©Annie Moffatt @ The Moffatt Girls 2017

How to Plant a Garden



Capital Spacing Punctuation Spelling Neatness

Name: _____

Date: _____



Reading Comprehension Check #6

Directions: Read the passage. Answer the questions.

Happy Birthday, Alexander Graham Bell!

About 140 years ago, the telephone didn't exist. People had few options for sending messages over long distances. They could write a letter. They could send a telegram using Morse code. But they could not speak their message.

Alexander Graham Bell changed that forever. Bell was born in Scotland on March 3, 1847 but later moved to the United States. His father was a speech teacher. His mother was hearing impaired. Bell became a teacher at a school for deaf students. He married a woman who was deaf.

Since childhood, Bell loved to **tinker** and invent. As an adult, he worked with sound. He knew that speech created sound waves. He tried to make electric waves match the sound waves. Soon, he invented the telephone.

Today's telephones have changed greatly. We no longer need wires to carry signals. But it all began with Alexander Graham Bell's telephone.

1. What is the purpose of the text?

- a. To tell how telephones long ago and today are alike and different.
- b. To tell about a person who lived long ago and his invention.
- c. To teach readers so respect people from Scotland.
- d. To explain how telephones work

2. How did Alexander Graham Bell's early life probably influence his later work?

3. What do you think the word **tinker** means
How can you tell?

4. How has communication changed over time?



Name: _____

Sets of 5: Multiplication

Directions: Write the number of equal groups for each set, and write a multiplication problem. The first one has been done.

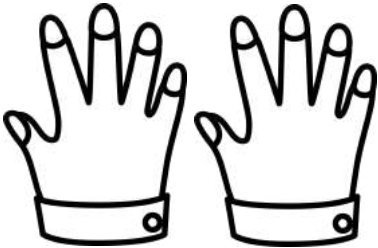
Fingers on each hand.



1 group of 5

 1×5


Fingers on each hand.




Fingers on each hand.



Fingers on each hand.



Fingers on each hand.



Name: _____

Even or Odd Numbers (Color by the Code)

Remember: Even numbers end in 0, 2, 4, 6, or 8.

Odd numbers end in 1, 3, 5, 7, or 9.

Color by the code.

Even




color pink

Odd



color purple

Numbers 101 - 200



Name: _____ Date: _____



Boxing Up Contractions

Directions: Read the two words on the ice cream scoops.
Write the contraction in the boxes.

<p>1</p> <p>can not</p> <p> ' </p>	<p>2</p> <p>has not</p> <p> ' </p>	<p>3</p> <p>will not</p> <p> ' </p>
<p>4</p> <p>he is</p> <p> ' </p>	<p>5</p> <p>that is</p> <p> ' </p>	<p>6</p> <p>she is</p> <p> ' </p>
<p>7</p> <p>I will</p> <p> ' </p>	<p>8</p> <p>he will</p> <p> ' </p>	<p>9</p> <p>you will</p> <p> ' </p>
<p>10</p> <p>you have</p> <p> ' </p>	<p>11</p> <p>they have</p> <p> ' </p>	<p>12</p> <p>we have</p> <p> ' </p>
<p>13</p> <p>they are</p> <p> ' </p>	<p>14</p> <p>we are</p> <p> ' </p>	<p>15</p> <p>you are</p> <p> ' </p>

Name: _____

Date: _____

Blank writing area for the student's response.

Writing Check List:

- I stayed on topic.
- I used complete sentences.
- I used proper punctuation.
- My spelling is correct.
- I used descriptive language.
- I reread my writing to check for mistakes.

Handwriting practice lines consisting of multiple sets of solid top and bottom lines with a dashed middle line.

© Annie Moffatt @ The Moffatt Girls 2015

puddles



umbrella



splash



frogs

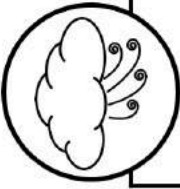


worms



Name: _____

Date: _____



Reading Comprehension Check #10

Directions: Read the passage. Answer the questions.

In Like a Lion

They say March comes in like a lion. That means the start of the month is windy. But some places are windy all year-round.

The windiest place on Earth is in Antarctica. It has the highest average wind speed. Some winds reach more than 150 miles per hour. Luckily, no one lives there.

The capital city of New Zealand also gets very high winds. And many people live there. The city once had high winds on 233 days out of the year.

The highest wind speed ever recorded was in Oklahoma. During a tornado, winds hit 300 miles per hour!

Just how strong are those winds? Any wind higher than 40 miles per hour means people should stay indoors.

1. What is the main topic of this text?

- a. Life in New Zealand
- b. The weather in March
- c. How to be safe in a storm
- d. The windiest places

2. What do people in the capital of New Zealand probably do on very windy days?

3. What makes a place in Antarctica the windiest place on earth? 

4. Why isn't Oklahoma the windiest place on Earth?

Name: _____

Place Value Set I

Directions: Write the number that means the same as each word.

- | | | | |
|-----------------------------|-------|------------------------------|-------|
| 1. two hundred twelve | _____ | 9. eight hundred ninety-six | _____ |
| 2. seven hundred eight | _____ | 10. nine hundred one | _____ |
| 3. one hundred two | _____ | 11. three hundred fourteen | _____ |
| 4. four hundred fifty-five | _____ | 12. five hundred seventy-two | _____ |
| 5. six hundred eighteen | _____ | 13. two hundred thirty-one | _____ |
| 6. eight hundred twenty-two | _____ | 14. nine hundred five | _____ |
| 7. three hundred thirteen | _____ | 15. four hundred eighty-one | _____ |
| 8. five hundred forty-six | _____ | 16. seven hundred nineteen | _____ |

Directions: Draw a line to match each number with the correct number word.

- | | |
|-----------|-----------------------------|
| 1. 257 ● | ● nine hundred eighty-nine |
| 2. 989 ● | ● eight hundred forty-one |
| 3. 343 ● | ● two hundred seventy-four |
| 4. 752 ● | ● one hundred eighty-seven |
| 5. 841 ● | ● five hundred twenty-six |
| 6. 613 ● | ● two hundred fifty-seven |
| 7. 274 ● | ● four hundred eighty-eight |
| 8. 526 ● | ● seven hundred fifty-two |
| 9. 488 ● | ● six hundred thirteen |
| 10. 187 ● | ● three hundred forty-three |


Name _____

Crack the Code Set I

2-Digit Addition, NO Regrouping


What do you call a fairy that has not taken a bath?

67 75 47 99 55 39 68 87 88 29 78

<p>(n)</p> $\begin{array}{r} 87 \\ + 12 \\ \hline \end{array}$	<p>(b)</p> $\begin{array}{r} 75 \\ + 12 \\ \hline \end{array}$	<p>(e)</p> $\begin{array}{r} 15 \\ + 24 \\ \hline \end{array}$	<p>(s)</p> $\begin{array}{r} 52 \\ + 15 \\ \hline \end{array}$
<p>(p)</p> $\begin{array}{r} 49 \\ + 20 \\ \hline \end{array}$	<p>(t)</p> $\begin{array}{r} 33 \\ + 42 \\ \hline \end{array}$	<p>(d)</p> $\begin{array}{r} 45 \\ + 13 \\ \hline \end{array}$	<p>(e)</p> $\begin{array}{r} 44 \\ + 44 \\ \hline \end{array}$
<p>(r)</p> $\begin{array}{r} 27 \\ + 41 \\ \hline \end{array}$	<p>(l)</p> $\begin{array}{r} 56 \\ + 22 \\ \hline \end{array}$	<p>(i)</p> $\begin{array}{r} 31 \\ + 16 \\ \hline \end{array}$	<p>(r)</p> $\begin{array}{r} 14 \\ + 65 \\ \hline \end{array}$
<p>(a)</p> $\begin{array}{r} 27 \\ + 22 \\ \hline \end{array}$	<p>(k)</p> $\begin{array}{r} 32 \\ + 23 \\ \hline \end{array}$	<p>(l)</p> $\begin{array}{r} 15 \\ + 14 \\ \hline \end{array}$	

Name: _____

Super Sight Word:



Find and circle it

because been
because bring
be because bought been
became bring

Trace it

because
because
because

Part of speech:

conjunction	adjective
verb	preposition

How many syllables?

- one
- two
- three

Highlight it

been	because	because	best
because	spout	before	born
soon	became	been	because

Put it in a sentence and write two new sentences.

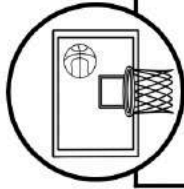
1. I am happy _____ it is my birthday today!
2. We can't go _____ it is raining outside.
3. _____
4. _____

Practice writing your sight word in the different ways listed below:

All CAPITAL letters:	All fancy letters:	Letters with dots:
All bubble letters:	All vowels yellow and consonants orange:	Rainbow write:

Name: _____

Date: _____



Reading Comprehension Check #11

Directions: Read the passage. Answer the questions.

March Madness

For sports fans, March is the best time of the year. That's when college basketball has its big tournament.

March Madness is more fun than the Super Bowl. Instead of just one game, it has many. The tournament begins with 68 basketball teams. For women, there are 64 teams. After each game, the loser is **eliminated**. The winner goes on to play another winner.

When there are only 16 teams left, they are called the Sweet Sixteen. Then, there are the Elite Eight. Near the end of March, four winning teams are left. They are called the Final Four. These games get very exciting.

This year, Duke will probably win. They are the best team.

1. What is March Madness?

- a. The championship team
- b. A basketball tournament
- c. Part of the Super Bowl
- d. A college called Duke

2. What is the author's purpose in this text?

3. What does the word **eliminated** mean? How can you tell?

4. Why does the author think March Madness is better than the Super Bowl? 

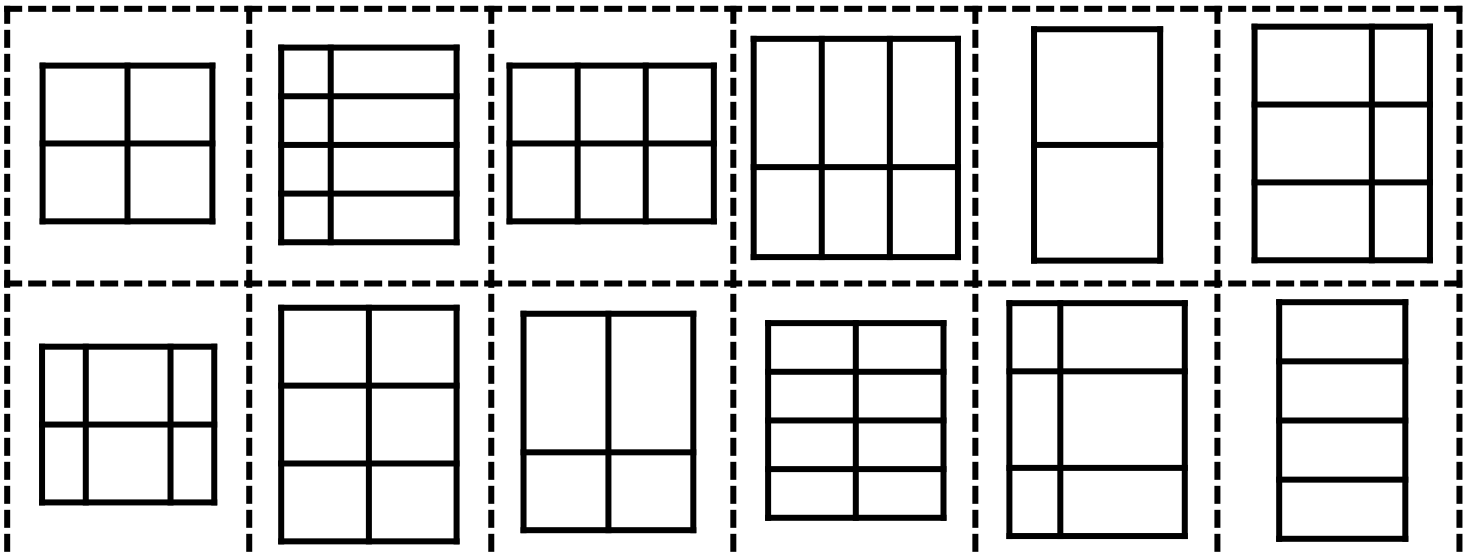
Name: _____

Partition Shapes into Equal Groups

Directions: Cut and paste each shape into the correct box.

Equal Size Squares


Not-Equal Size Sections





Name: _____

Picture Graph: Muffins Sold

Directions: Use the picture graph to answer the questions.



key  = 2 muffins


1. How many muffins does each  represent? _____
2. How many muffins were sold on Saturday? _____
3. How many muffins were sold on Sunday? _____
4. How many muffins were sold on Friday and Saturday? _____
5. How many more muffins were sold on Sunday than Friday? _____
6. How many fewer muffins were sold on Saturday than Sunday? _____
7. How many muffins were sold in all? _____
8. How many more muffins need to be sold to reach a total of 25? _____

Name: _____

Date: _____

ABC Order to the 1st Letter Color by the Code!

Directions: Read the words on the balloons.
Use the color code to color the balloons in ABC Order.



Color Code:
1 st = red
2 nd = orange
3 rd = yellow
4 th = green

Name: _____

Date: _____


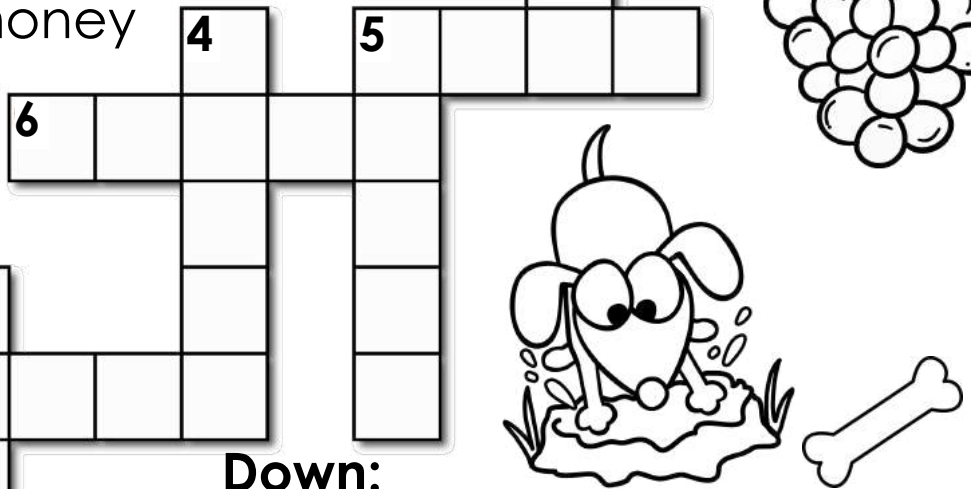

Homophones Crossword Puzzle I

Directions: Use the words in the word bank to complete the crossword puzzle.

pair	knight	male	right	cent	bury
pear	night	mail	write	sent	berry

Across:

- 2. letters and packages
- 3. a sweet fruit that grows on a tree
- 5. to hide in the ground
- 6. to form letters or numbers on paper
- 8. a soldier who fought while riding a horse
- 10. an amount of money

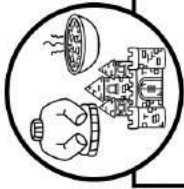


Down:

- 1. the opposite of a female
- 3. two things that are the same
- 4. to be correct
- 5. a small fruit with seeds
- 7. the opposite of day
- 9. the past tense of send

Name: _____

Date: _____



Reading Comprehension Check #13

Directions: Read the passage. Answer the questions.

Visit Ireland!

For your next vacation, visit the Emerald Isle. You will love the scenery. You will love the history. And you will love the culture.

Ireland is an island. That means there is ocean all around. It has many high cliffs and rolling hills. It's a great place to hike or play golf.

The history of Ireland is long and interesting. There are thousands of old castles. You can see one of the oldest copies of the Bible. There are even some Viking sites.

Irish culture is fun and friendly. Enjoy lamb and potato stew in a pub. Listen to Irish music. Buy a classic wool sweater to wear. You will feel like you were born there!

1. What is the third paragraph mainly about?

- a. Reasons to love Ireland
- b. The scenery in Ireland
- c. Historic sites in Ireland
- d. Irish culture


2. What is a nickname for Ireland used in the text?

3. Why does the author think readers should visit Ireland?

4. How do events from long ago make it interesting to visit Ireland today?































Name: _____

Roll and Show the Time Set I




Directions: Roll a die.

Draw hands on the clock to show the correct time.

 4:40	 2:10	 12:35	 1:25	 8:05	 4:10
 6:35	 3:20	 1:10	 2:50	 12:55	 9:30
 2:15	 5:50	 7:35	 8:45	 5:15	 9:05
 11:50	 12:20	 3:40	 2:20	 6:05	 12:10
					

Name: _____

Pay Two Different Ways Set 1




Directions: Show two different ways to pay for each item.



How to Pay #1	How to Pay #2
___ quarters	___ quarters
___ dimes	___ dimes
___ nickels	___ nickels
___ pennies	___ pennies



How to Pay #1	How to Pay #2
___ quarters	___ quarters
___ dimes	___ dimes
___ nickels	___ nickels
___ pennies	___ pennies



How to Pay #1	How to Pay #2
___ quarters	___ quarters
___ dimes	___ dimes
___ nickels	___ nickels
___ pennies	___ pennies



How to Pay #1	How to Pay #2
___ quarters	___ quarters
___ dimes	___ dimes
___ nickels	___ nickels
___ pennies	___ pennies



How to Pay #1	How to Pay #2
___ quarters	___ quarters
___ dimes	___ dimes
___ nickels	___ nickels
___ pennies	___ pennies



How to Pay #1	How to Pay #2
___ quarters	___ quarters
___ dimes	___ dimes
___ nickels	___ nickels
___ pennies	___ pennies

Name: _____

Date: _____



Capitalizing Names and Places

Directions: Read the text below. Circle all off the letters that should be capitalized. For each circled letter, color a dog bowl. Unscramble the remaining letters to find out what kind of pet is Patty's favorite.

Do you need help taking care of your pets? Call patty's pet sitting! Patty and her sisters, hannah and nancy, started this business in 2007 because they love taking care of animals. They can help walk your pets, train them and bathe them. Patty has pet sitting locations all over the united states. She even has locations in alaska and hawaii.

Are you interested in working for this fabulous company? Do you love taking care of pets? Then call our office in boise, idaho. You can talk to fred, lisa or gabby. Our friendly staff will help you find a job that you will love!

© Annie Mofatt © The Mofatt Girls 2016



Patty's favorite kind of pet is a _____.

Name: _____ Date: _____

Sequence and Write a Story Set 6

Directions: Cut and paste the pictures in order. Write about your story. Use transitional words from the word bank.




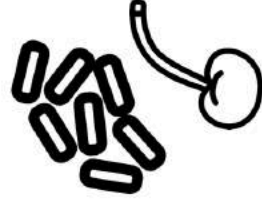
1	2
3	4

Sequencing Words

- First
- Next
- Then
- Also
- After
- Last
- Finally


©Annie Moffatt @ The Moffatt Girls 2017

How to Make an Ice Cream Sundae



Capital Spacing Punctuation Spelling Neatness

Name: _____ Date: _____



Reading Comprehension Check #14

Directions: Read the passage. Answer the questions.

Chatting with Dr. Seuss

On March 2, 1990, reporter Ann Jones sat down with author Dr. Seuss. Here is their interview.

Ann Jones: Happy birthday! How old are you today?
Dr. Seuss: I'm 86 years old.

AJ: And over those years you've written many children's books. Do you know how many in all?

DS: I believe it's somewhere over 60.

AJ: Wow, that's a lot. Do you have a favorite?

DS: I don't have a favorite. But I think the most popular is *Green Eggs and Ham*. Either that or *The Cat in the Hat*.

AJ: I heard that Dr. Seuss is not your real name. Is that true?

DS: It's true. My real name is Theodore Geisel. I've also written books using names other than Dr. Seuss.

AJ: Well, thank you for your time.

DS: It was a pleasure talking with you.

1. What is Dr. Seuss's age?

- a. 1990
- b. 86
- c. 60
- d. more than 60

2. What is an interview?

3. How does the author show who is speaking during the interview?

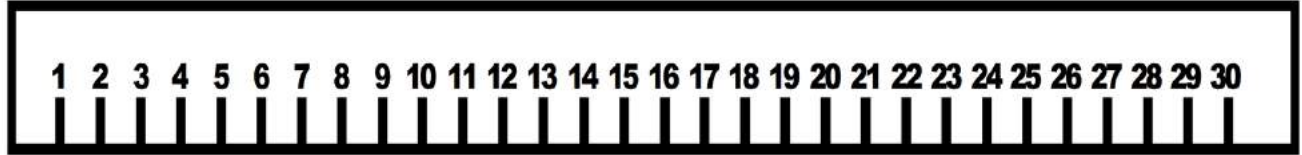
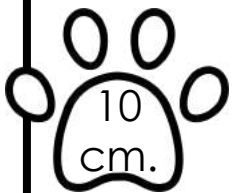
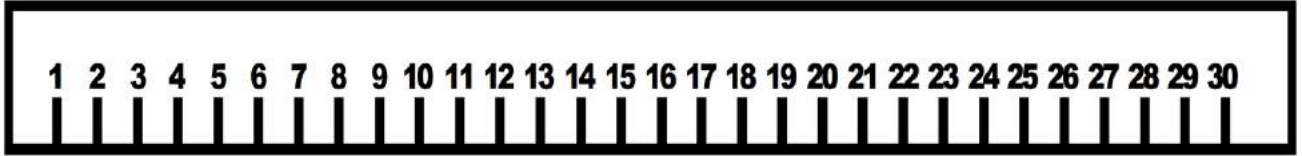
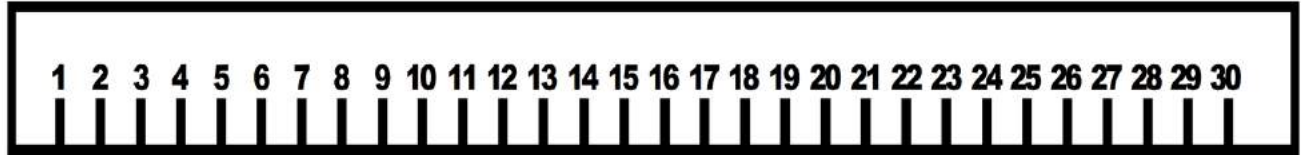
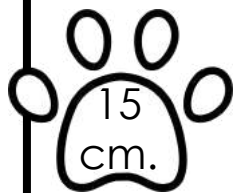
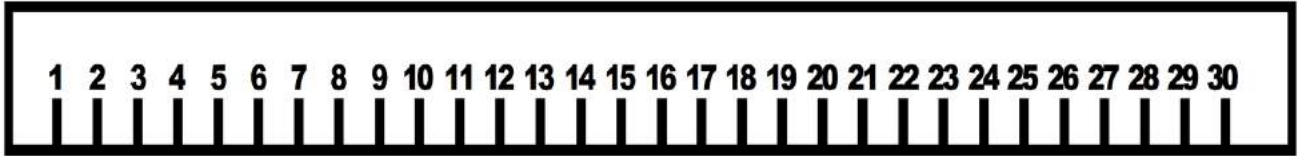

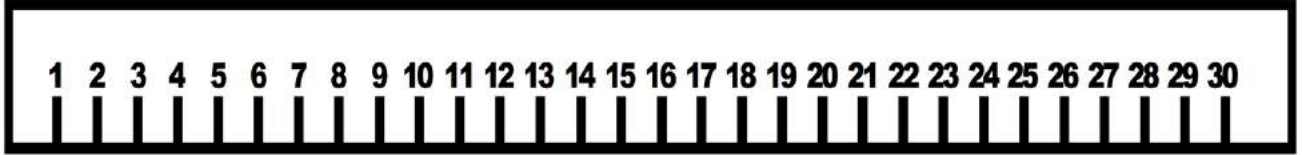
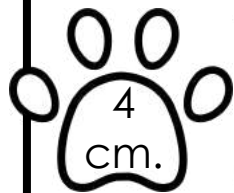
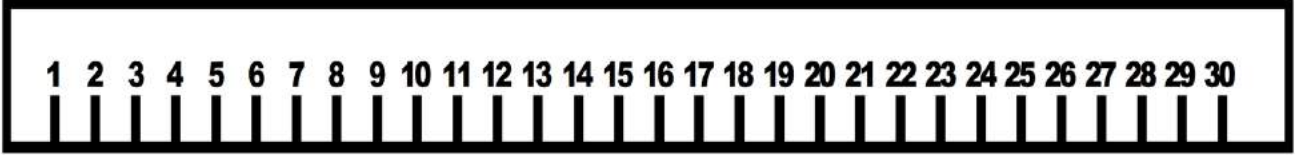
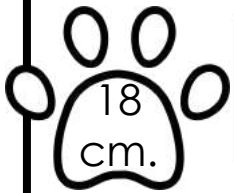
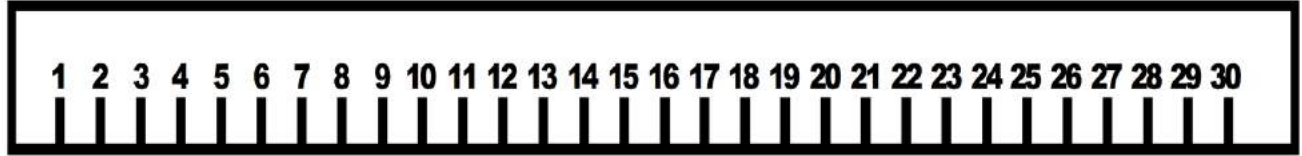

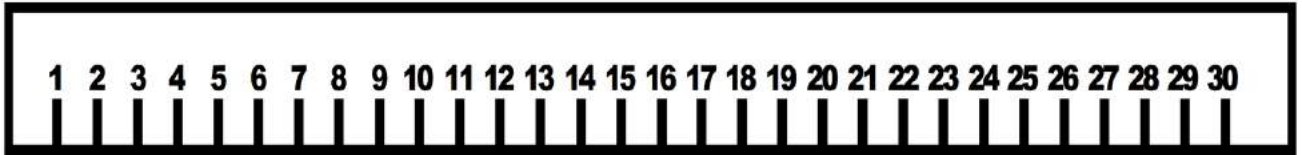
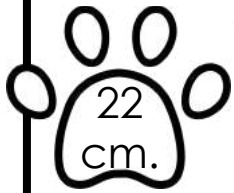
4. Why are some words in *italics*?

Name: _____

Measuring in Centimeters



Directions: Color the ruler to the correct centimeter.

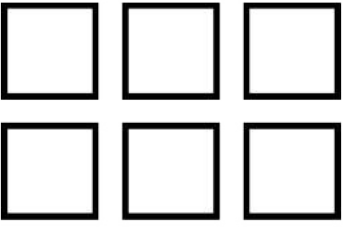


Name: _____

Array Practice Set I

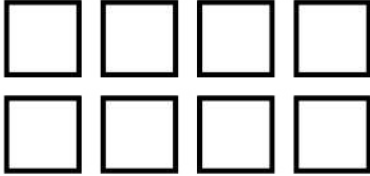
Directions: Write a multiplication sentence for each array.

1




$2 \times 3 = 6$

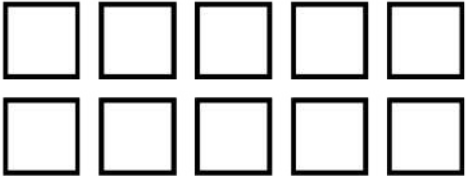
2




3



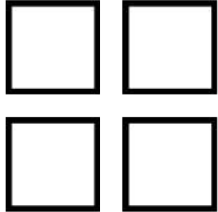
4




5




6




7




8




9



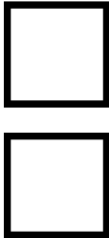
10



11



12



Name: _____

Super Sight Word:



Find and circle it

don't doesn't don't
didn't don't done better
does don't don't

Trace it

don't
don't
don't

Part of speech:

noun	adverb
verb	adjective

How many syllables?

- one
- two
- three

Highlight it

does	didn't	don't	does
don't	did	don't	did
don't	done	don't	don't

Put it in a sentence and write two new sentences.

1. Please _____ run in the house.

2. _____ eat too fast.

3. _____

4. _____

Practice writing your sight word in the different ways listed below:

All CAPITAL letters:	All fancy letters:	Letters with dots:
All bubble letters:	All vowels blue and consonants yellow:	Rainbow write:

Name: _____



Contractions: Cut and Paste to Match

Directions: Cut and paste the correct contraction.

1. We **can not** go to the movies today.

2. She **did not** finish her dinner.

3. She **is not** home right now.

4. **I am** happy to see you today!

5. **We will** go to Disneyland on Friday.

6. You **should not** tease the dog.

7. I **will not** eat broccoli.

8. **It will** be fun at the birthday party.

9. **She is** going to get a puppy today!

10. I **do not** know what time it is.

isn't

It'll

We'll

don't

can't

She's

won't

I'm

didn't

shouldn't

Name: _____

Date: _____

π

Reading Comprehension Check #15

Directions: Read the passage. Answer the questions.

National Pi Day

March 14th is National Pi Day! But this isn't the kind of pie you eat. This pi is a special number.

The number pi begins with the digits 3.14.

That's why people think of it on March 14th, or 3/14. But what's so special about the number 3.14?

Pi has to do with circles. A circle always has the same shape, no matter how big or small it is. The distance around the circle is always about 3 times longer than the distance across. It is actually pi times longer.

The word pi comes from Greek.

Mathematicians use a symbol (π) to stand for the number pi. It is a Greek symbol called pi.

On National Pi Day, maybe you will make a round pie. It will be pi times longer around the pie than across it!

1. What is pi?

- a. a number
- b. a date
- c. a food
- d. a holiday

2. Why is March 14th National Pi Day? 

3. Why did the author most likely write this text?

4. What are two reasons why someone might make a pie on March 14th?

Name: _____

Expanded Form Set I

Directions: Use the digits on each shirt to make a new number. Write each number in expanded form.



A = 300 + 60 + 8

B

C

D

E

F



A

B

C

D

E

F



A

B

C

D

E

F



A

B

C

D

E

F

Name _____

Mental Math up to 1,000 Set I


Directions: Complete the chart.

458	add 100	
837	subtract 100	
331	add 100	
274	subtract 100	
722	add 100	
356	subtract 100	
545	add 100	
683	subtract 100	
472	add 100	
941	subtract 100	
154	add 100	
828	subtract 100	
785	add 100	
566	subtract 100	
394	add 100	

Name: _____

Set 1

Conjunctions: Cut and Paste



Directions: Cut and paste a conjunction to the right sentence.

1 Jenny knows a funny joke she won't tell.

2 We can clean our room, we can play.

3 I opened the gate, my dog didn't run away.

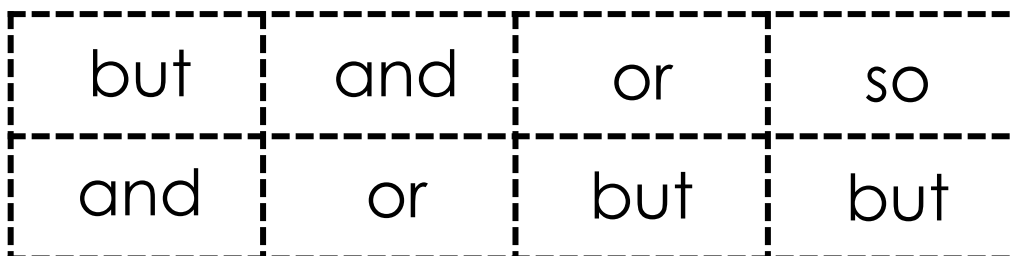
4 The sign says "Open," the store is closed.

5 Mike forgot his lunch he must be hungry.

6 Frank won a medal a trophy.

7 Our cat is soft she has golden eyes.

8 We can have ice cream, we can have pie.



Name: _____

Date: _____

Sequence and Write a Story Set 8

Directions: Cut and paste the pictures in order. Write about your story. Use transitional words from the word bank.


1	2
3	4

Sequencing Words

First
Next
Then
Also
After
Last
Finally

©Annie Moffatt @ The Moffatt Girls 2017

How to Wrap a Present



Capital Spacing Punctuation Spelling Neatness

Name: _____

Date: _____



Reading Comprehension Check #1

Directions: Read the passage. Answer the questions.

What Are Taxes Anyway?

Most adults know that April 15th is an important day. That's the deadline to file taxes. But what are taxes anyway?

People who earn money or own property pay taxes. These payments go to the government. It might be the local, state, or national government. The amount they pay depends on how much money they earn. It also depends on how much property they own.

The government uses the tax money to pay for services and programs. Tax money helps people get health care. It pays for the military. Taxes pay for road repairs and garbage removal. They also pay for free public schools.

No one likes paying taxes. But most people like the services those taxes pay for.

Each year, adults must show the government they have paid their taxes. If they didn't pay enough, they have to pay more. If they paid too much, the government will send some money back.

1. Which of these is paid for with tax money?

- a. furniture
- b. clothes
- c. vacations
- d. schools

2. What are taxes? 

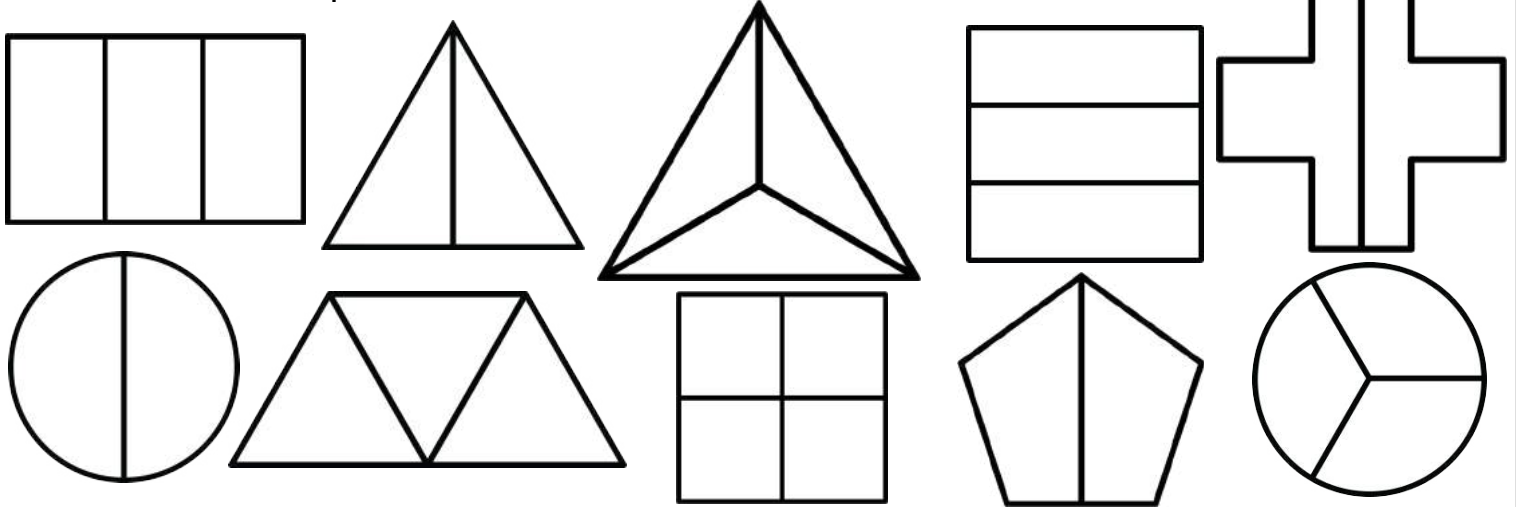
3. What is the purpose of this text?

4. What happens if someone pays too much in taxes? 

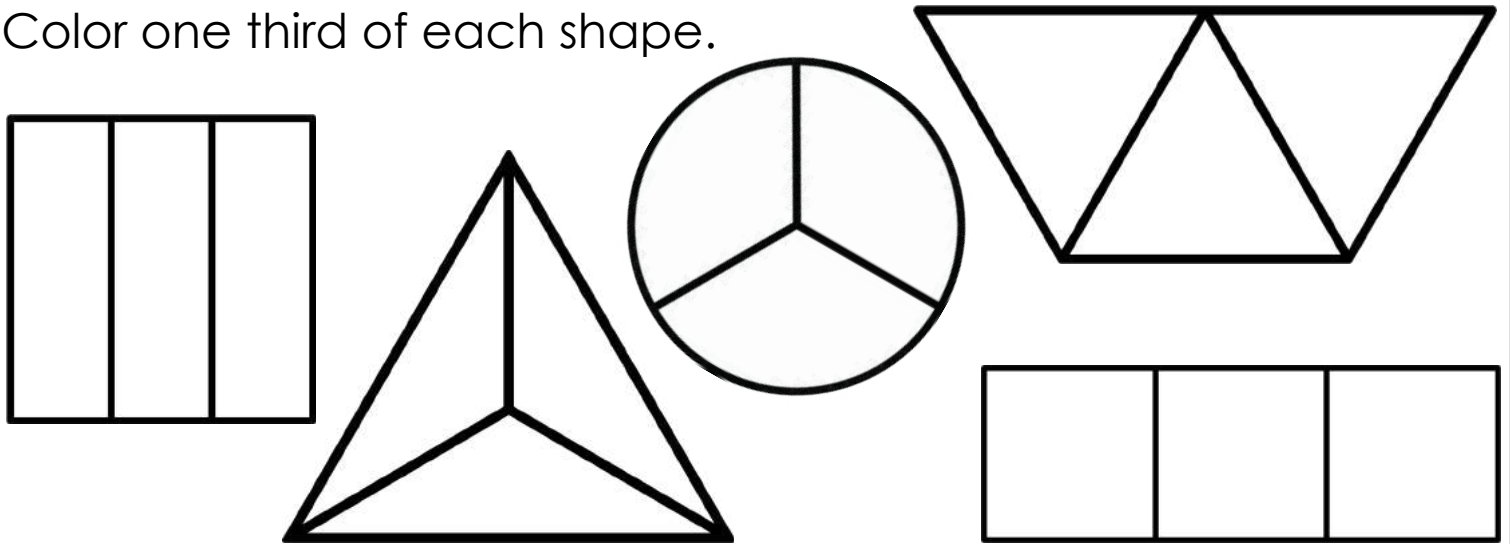
Name: _____

Fractions: Thirds

Color the shapes that have been divided into thirds.



Color one third of each shape.



Divide each shape into thirds.



Name: _____

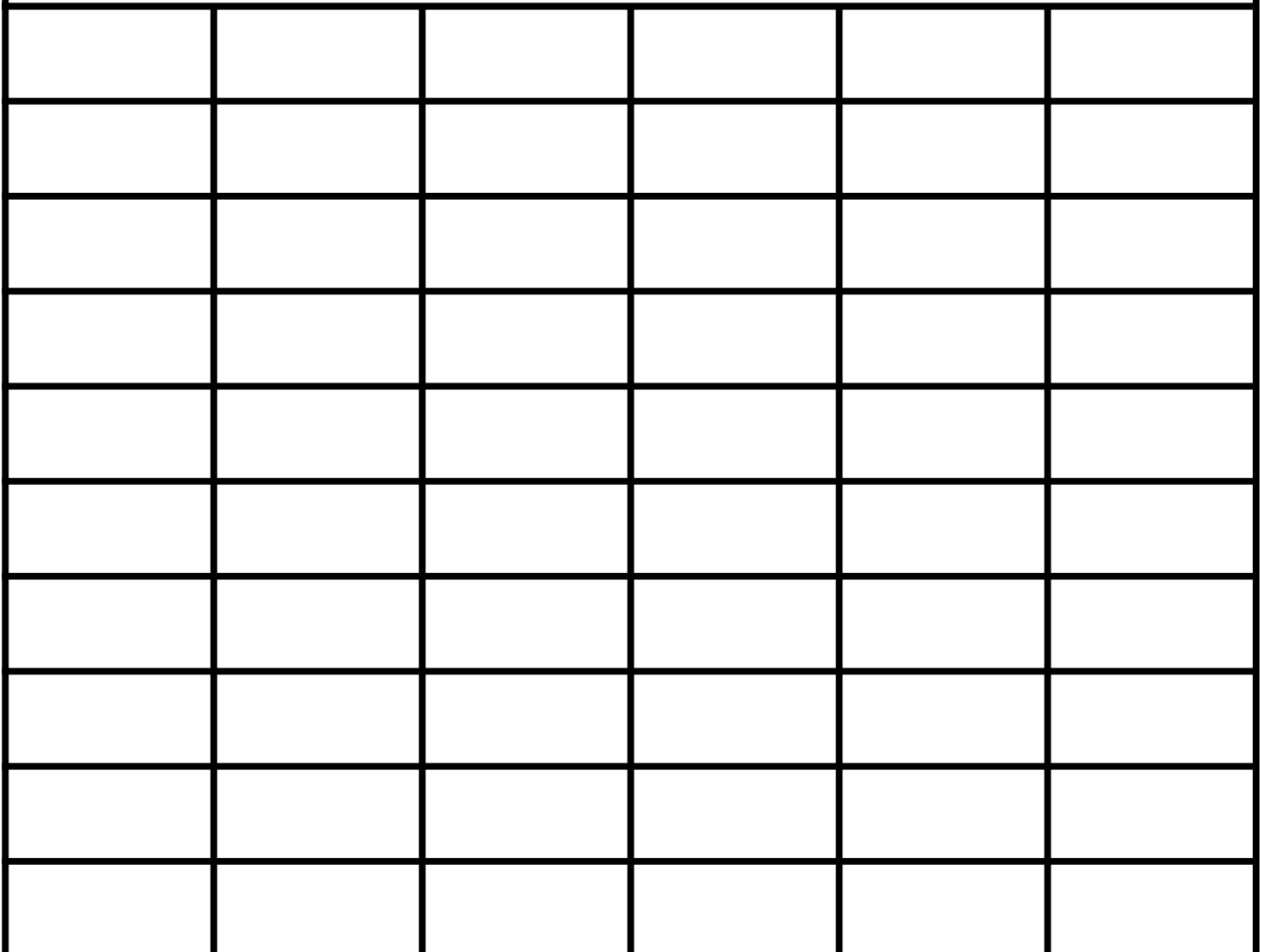
Picture Graph: Favorite Pizza Topping

Directions: Use the information from the table to complete the picture graph. Draw a ☺ to represent each pizza topping. Write 3 statements about your graph.

Information Bank

cheese = 5	mushrooms = 3	onions = 2
pepperoni = 8	peppers = 5	olives = 9

Favorite Pizza Topping



cheese



pepperoni



mushrooms



peppers



onions



olives

Name: _____

Super Sight Word:



Find and circle it

first first fast
first fuss fast first
fist first fist

Trace it

first
first
first

Part of speech:

adjective	noun
adverb	conjunction

How many syllables?

- one
- two
- three

Highlight it

first	fist	fast	first
list	fast	fist	fast
first	first	first	first

Put it in a sentence and write two new sentences.

1. He won _____ place at the pony show.

2. My brother is in _____ grade.

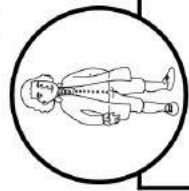
3. _____

4. _____

Practice writing your sight word in the different ways listed below:

All CAPITAL letters:	All fancy letters:	Letters with dots:
All bubble letters:	All vowels green and consonants blue:	Rainbow write:

Name: _____ Date: _____



Reading Comprehension Check #2

Directions: Read the passage. Answer the questions.

Happy Birthday, Thomas Jefferson!

Take a look at the "heads" side of a nickel. That head belongs to Thomas Jefferson! He was the nation's third president.

Jefferson was born on April 13, 1743. He grew up on a farm in Virginia. His family was wealthy. Jefferson got a good education. He loved to read and write. He became a lawyer.

America began to fight against Great Britain. Jefferson believed America should be independent. He got involved in politics. He wrote the Declaration of Independence. The people of Virginia chose Jefferson to be their governor. There were many battles against the British in Virginia.

Finally, America won the war. Thomas Jefferson became Secretary of State to President George Washington. Then he became vice president to John Adams. At last, Jefferson became the third president.

Thomas Jefferson died in 1826 on Independence Day.

1. What is the text mainly about?

- a. a birthday party
- b. a person's life
- c. a war
- d. life on a farm

2. How did Jefferson's early life prepare him for his career?

3. How can you tell that many people liked Thomas Jefferson?


4. Independence Day is the 4th of July, when America first declared independence from Great Britain. Why is it interesting that Thomas Jefferson died on Independence Day?

Name: _____

Finding the Time Set I


Directions: Circle the matching time for each clock.

1.




10:20 5:50 10:25

2.



7:45 6:45 9:35

3.




7:15 3:35 7:10

4.




5:10 3:25 2:25

5.




8:50 10:40 10:55

6.




5:30 7:25 6:25

7.




4:05 1:20 4:10

8.




8:10 8:15 3:40

9.




6:35 7:30 7:35

10.




9:30 6:45 6:50

11.



9:35 9:30 6:45

12.



3:30 3:35 7:20

Name: _____



Comparing Money Values Set 1

Directions: Count the money in each set. Write the amount.
Color the piggy bank that shows the set with more money.



2 quarters
1 dime
5 pennies

_____ ¢



1 quarter
3 dimes
2 nickels
2 pennies

_____ ¢



3 quarters
1 dime
1 nickel
4 pennies

_____ ¢



1 quarter
1 nickel
4 pennies

_____ ¢



1 quarter
4 dimes
2 nickels
2 pennies

_____ ¢



3 quarters
3 pennies

_____ ¢



2 quarters
2 dimes
1 penny

_____ ¢



1 quarter
3 dimes
2 nickels
3 pennies

_____ ¢



2 quarters
1 dime
1 nickel
3 pennies

_____ ¢



1 quarter
1 dime
3 nickels
4 pennies

_____ ¢



1 quarter
5 dimes
1 nickel
4 pennies

_____ ¢



3 quarters
1 dime
1 nickel
1 penny

_____ ¢

Name: _____

Date: _____

Pronouns Cut and Paste to Replace

Direction: Read the sentences.

Cut and paste the pronoun to the correct box.

1. **Jenny** went to the store.

2. Is **John** going to the library?

3. **Mom and I** walked the dog.

4. **The birds** are making a nest.

5. **The house** needs to be painted.

6. **The boys** like to ride bikes.

7. The bag belongs to **Sarah**.

8. That is **John's** dog.

They

his

She

It


he

They

her


we

Name: _____ Date: _____





Subjects and Predicates

Build a Sentence Set I



Directions: Read the subjects and predicates below.
Match up a subject with a predicate and write it on a line.



<input type="checkbox"/> the prince	<input type="checkbox"/> fell asleep at 7:00
<input type="checkbox"/> ate a fly	<input type="checkbox"/> some of the people
<input type="checkbox"/> fell down	<input type="checkbox"/> broke a vase
<input type="checkbox"/> the frog	<input type="checkbox"/> the queen
<input type="checkbox"/> ate three donuts	<input type="checkbox"/> ate an apple
<input type="checkbox"/> the princess's horse	<input type="checkbox"/> the princess

1. _____

2. _____

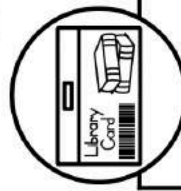
3. _____

4. _____

5. _____

6. _____

Name: _____ Date: _____



Reading Comprehension Check #4

Directions: Read the passage. Answer the questions.

Visit Your Library

Every April, people in the U.S.A. celebrate a special week. It is National Library Week. It is a time to support public libraries.

You can support local libraries by visiting yours often. Libraries get funding based on how much they are used. When many visitors check out many materials, the library gets more money. That means the library can buy more books and materials. They can hire staff and make improvements.

There are other good reasons to visit your library. Of course, you can check out books there. But you can also check out movies, music, and magazines. People go to the library to use computers. Some go to take classes. Kids go to the library for story time or clubs. Some libraries offer crafts and reading contests.

National Library Week only lasts seven days, but you should enjoy your library year-round!

1. Which phrase shows that the text is persuasive?

- a. you should
- b. that means
- c. special week
- d. kids go

2. What does the word "funding" mean in the text? How can you tell?

3. What is Paragraph 1 mainly about?

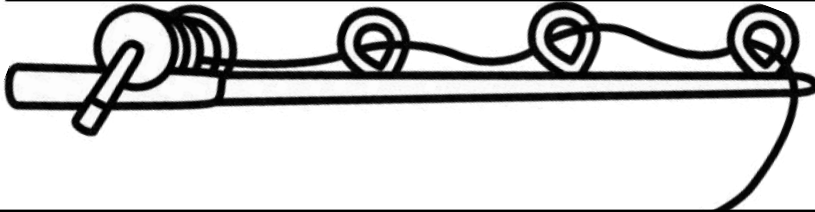

4. Why should kids visit the library often?





Name: _____

Measure to the Nearest Centimeter Set I


Directions: Measure each object to the nearest centimeter with the ruler shown.



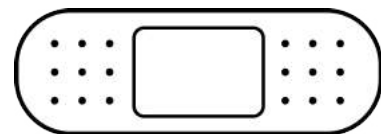

_____ cm.



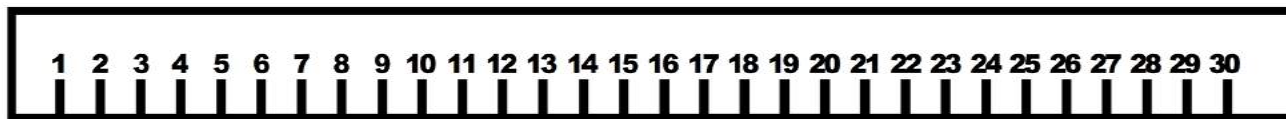
_____ cm.



_____ cm.



_____ cm.




_____ cm.

Name: _____


Color an Array Set I

Directions: Color an array to match the multiplication problem.


2×3



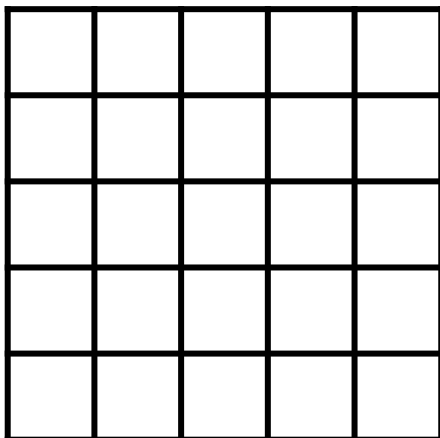
3×4




3×3




2×5




5×4




2×2




4×4



2×4



1×5

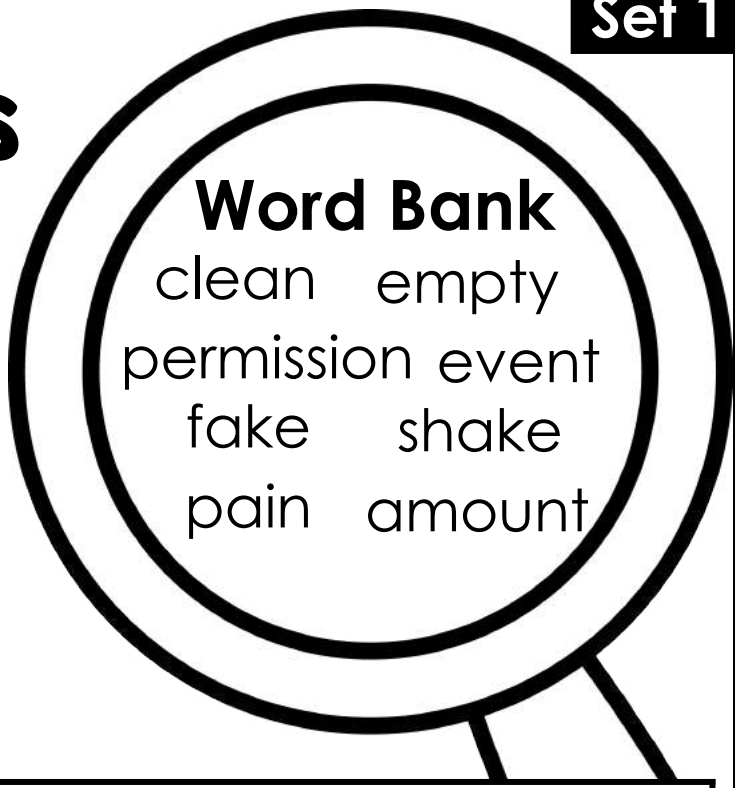


Name: _____

Context Clues Box it Up!



Directions: Read the sentences. Use the word bank to box up the meaning of each word.



Word Bank

clean empty
permission event
fake shake
pain amount

1. When it gets cold, I **shiver**.

Shiver means to .

2. I was in **agony** after I dropped the brick on my foot.

Agony means .

3. The **value** of the coins was 32 cents.

Value means .

4. My sister's room is a mess, but my room is **shipshape**.

Shipshape means .

5. I had my parents' **consent** to stay up an extra hour.

Consent means .

6. The **vacant** house had nobody living in it.

Vacant means .

7. The wedding **ceremony** was beautiful.

Ceremony means .

8. The **artificial** grass looked real.

Artificial means .

Name: _____ Date: _____

Sequence and Write a Story Set 10

Directions: Cut and paste the pictures in order. Write about your story. Use transitional words from the word bank.

1

2

3





4

Sequencing Words

First
Next
Then
Also
After
Last
Finally

©Annie Moffatt @ The Moffatt Girls 2017


How to Brush Your Teeth



Name: _____ Date: _____

Reading Comprehension Check #5

Directions: Read the passage. Answer the questions.



Just Kidding!

April Fool's Day means pranks and laughs. But it shouldn't mean tears! Here are some tips for keeping your holiday happy:

1. Be safe. Don't try any pranks that could hurt someone. Think before you act. Sometimes pranks don't work out perfectly. Could someone get hurt by yours if it flops?

A Great Prank

Cut out some large letter Es from brown paper. Ask your friends and family if they would like a "brownie." When they say yes, hand them a brown E!

2. Be smart. Make sure your prank can be undone if needed. If you hack a friend's phone, make sure you can set it right again. No one wants a permanent prank.

3. Be silly. Don't be afraid to be the butt of your own joke. That way, everyone laughs but no one is embarrassed.

1. Where does the text provide an example of an April Fool's Day prank?
a. the introduction
b. the sidebar
c. the numbered list
d. the main body

2. What does the text say could go wrong with a prank? 

3. What does the word "permanent" mean in the text? What clues help readers figure out its meaning?


4. Suppose the text included the tip that pranks should not hurt anyone's feelings. Under which number should this tip be included? Why?

Name: _____

Even and Odd: Ladybug Spots


Directions: Draw dots on the ladybug to match the number.
Circle even or odd for each number.

7




even odd

12




even odd

15



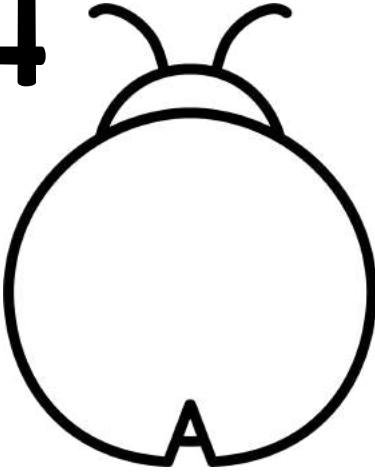
even odd

9




even odd

14




even odd

20




even odd

16




even odd

13



even odd

19



even odd

Name _____

Input and Output Tables up to 1,000

Mental Math

Directions: Complete the tables below by following the rule.

Rule: Add 10

In	Out
104	
890	
245	
210	

Rule: Add 10

In	Out
330	
253	
421	
860	

Rule: Add 10

In	Out
730	
677	
800	
353	

Rule: Add 10

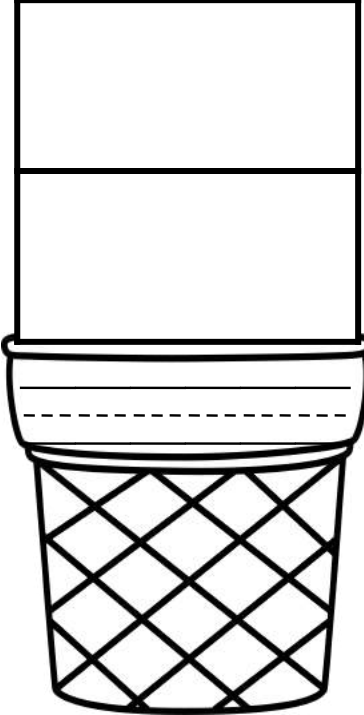
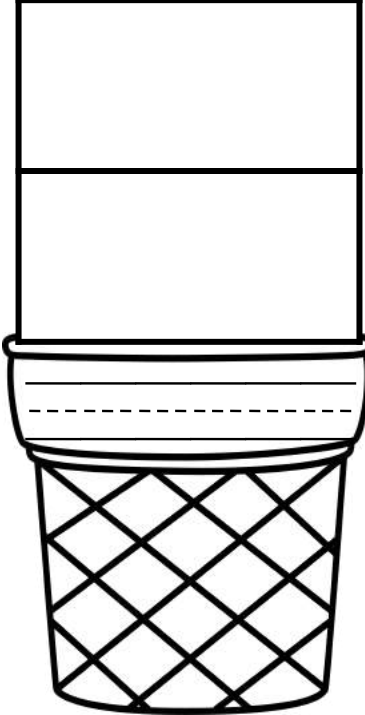
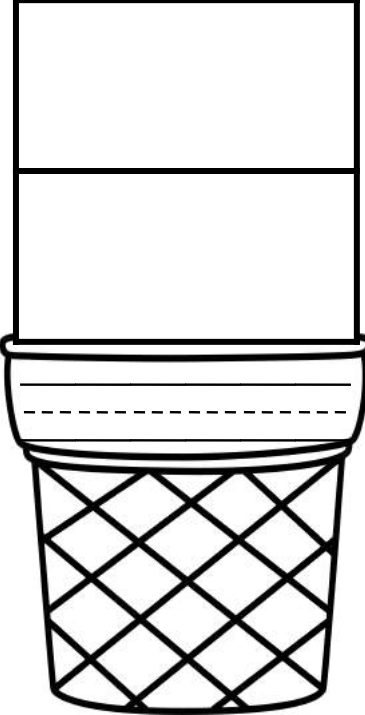
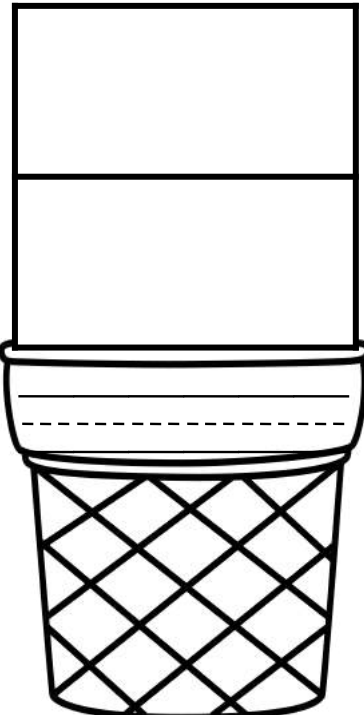
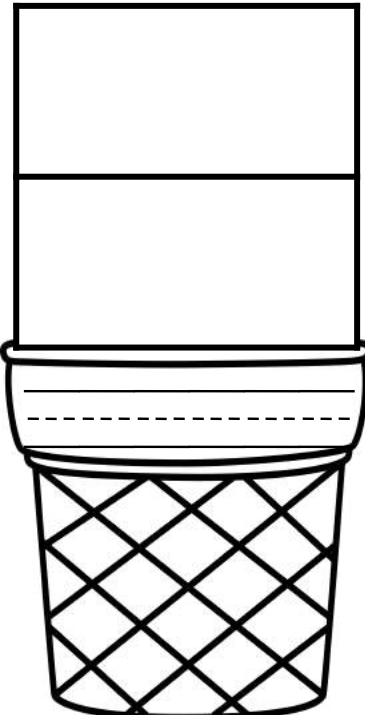
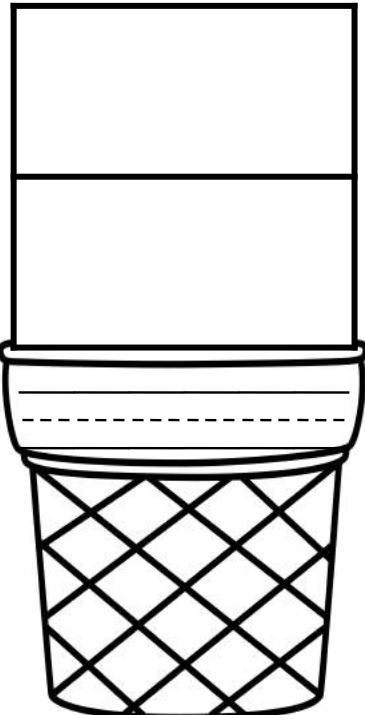
In	Out
924	
350	
762	
248	

Name: _____

Compound Scoops

Directions: Cut and paste the two scoops that make a compound word onto the cone. Write the word on the lines.



- earth
- butter
- sun
- rail
- sea
- flower
- quake
- road
- back
- horse
- fly
- shore

Name: _____






Date: _____

Writing Check List:

- I stayed on topic.
- I used complete sentences.
- I used proper punctuation.
- My spelling is correct.
- I used descriptive language.
- I reread my writing to check for mistakes.

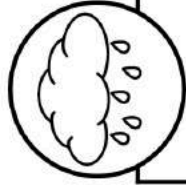
Handwriting practice lines consisting of multiple sets of three horizontal lines (top, middle dashed, bottom) for writing practice.

© Annie Moffatt @ The Moffatt Girls 2015

lamb 	bunny 	chick 	duckling 	fawn 
--	---	---	---	--

Name: _____

Date: _____



Reading Comprehension Check #9

Directions: Read the passage. Answer the questions.

April Showers

They say April showers bring May flowers. But is April the wettest month of the year? The answer depends on where you live. It also depends on how you measure rain.

The United States is a huge country. That means it has different climate zones. On the west coast, winter months are rainy. In the Great Plains, May and June are rainiest.

How is rain measured? You can measure how much rain falls in a year. Hawaii gets the most rain. Nevada gets the least. You could also measure the number of rainy days in a year. New Orleans, Louisiana gets tons of rain but doesn't have many rainy days. Buffalo, New York has many rainy days but doesn't get tons of rain.

No matter where you are in the U.S., spring begins March 20th. That means April is bound to have some showers, and May is bound to bring some flowers.

1. What is the main purpose of the text?

- a. to inform
- b. to persuade
- c. to describe
- d. to entertain

2. What is paragraph 3 mainly about?

3. Why is it hard to determine the rainiest month of the year?

4. When it comes to rain, how are New Orleans and Buffalo different?


Name: _____

Fractions: Halves or Fourths

Directions: Cut and paste the fraction to the correct column.

HALVES

FOURTHS



Name: _____

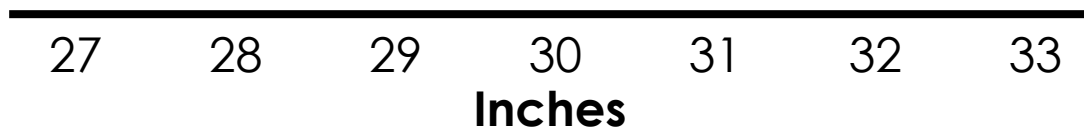


Line Plot: Length of Ribbon

Directions: Use the information in the box to create a line plot for the different ribbon lengths. Answer the questions.

27 inches	28 inches	32 inches	31 inches	29 inches	32 inches
29 inches	27 inches	28 inches	27 inches	32 inches	27 inches
30 inches	32 inches	29 inches	28 inches	27 inches	30 inches
28 inches	31 inches	27 inches	27 inches	31 inches	28 inches


Length of Ribbon Pieces



1. How many ribbon pieces are 32 inches long? _____
2. Which length had the most ribbon pieces? _____
3. Which length had the fewest ribbon pieces? _____
4. How many pieces of ribbon were shorter than 30 inches? _____
5. How many pieces of ribbon were longer than 30 inches? _____
6. How many pieces of ribbon are there in all? _____

Name: _____

Super Sight Word:



Find and circle it

hair their them
their their there their
there hair those

Trace it

their
their
their

Part of speech:

noun	preposition
pronoun	adjective

How many syllables?

- one
- two
- three

Highlight it

there	that	the	their
their	their	there	three
their	those	their	their

Put it in a sentence and write two new sentences.

1. _____ dog is friendly.

2. That is _____ team.

3. _____

4. _____

Practice writing your sight word in the different ways listed below:

All CAPITAL letters:	All fancy letters:	Letters with dots:
All bubble letters:	All vowels red and consonants brown:	Rainbow write:

Name: _____






Date: _____

Writing Check List:

- I stayed on topic.
- I used complete sentences.
- I used proper punctuation.
- My spelling is correct.
- I used descriptive language.
- I reread my writing to check for mistakes.


Handwriting practice lines consisting of multiple sets of three horizontal lines (top, middle dashed, bottom).

© Annie Moffatt @ The Moffatt Girls 2015

lily pad 	frog 	swan 	duck 	sailboat 
---	---	---	---	---

Name: _____

Date: _____



Reading Comprehension Check #15

Directions: Read the passage. Answer the questions.

Signs of Spring

The calendar says Spring begins on March 20th. But nature doesn't need a calendar. Look out your window for these first signs that spring has sprung!

Flowers

One of the first flowers to bloom are daffodils. These yellow beauties tell us that Spring is here. Small purple crocuses also bloom in early Spring.

Animals

Butterflies and bumblebees appear in spring. Birds return from winter migration. Outside, the air is filled with buzzing and chirping. Babies are born to ducks, deer, and other animals.

Weather

As the weather warms, snow melts. Daylight hours grow longer. Some areas get rainy weather.

Is it Spring yet where you live? To find out, just peek outside.

1. What is the name for the words in **bold** print?

- a. Italics
- b. Glossaries
- c. Subheadings
- d. Captions

2. Which flowers bloom first in Spring? 

3. How does Spring weather affect other signs of Spring? 

4. Suppose the author turned Paragraph 2 into a whole passage of its own. What would be a good title for that text? Why?

Second Grade Home Learning

© Annie Moffatt @ The Moffatt Girls 2020

Terms of Use:

All rights reserved. Purchase of this item entitles the purchaser the right to reproduce the pages in limited quantities for classroom use only. Duplication for an entire school, an entire school system or commercial purposes is strictly forbidden without written permission from the author.

Copying any part of this product and placing it on the internet in any form (even a personal/classroom website) is strictly forbidden and is a violation of the Digital Millennium Copyright Act (DMCA). These items will be located by Google and traced back to the publishing site.

It is my sincere hope that you enjoy this product and find it helpful! If you have any questions regarding this product, please do not hesitate to contact me.

Annie Moffatt

themoffattgirls@gmail.com

Graphics and Fonts from the Following:

